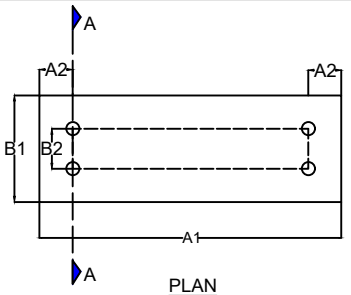

PLAN

DIMENSIONS FOR TOP COVER OF CABLE TRENCH			
CABLE TRENCH TYPE	DIMENSIONS		
	A2	B1	B2
A	200	300	150
B	200	300	150
C	200	300	150
D		300	150

Note:- Covers for Cable trench Type-D shall have one lifting Lug at the center.

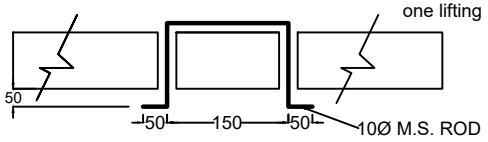

SECTION A-A

DETAILS OF PRECAST TOP COVER SLAB

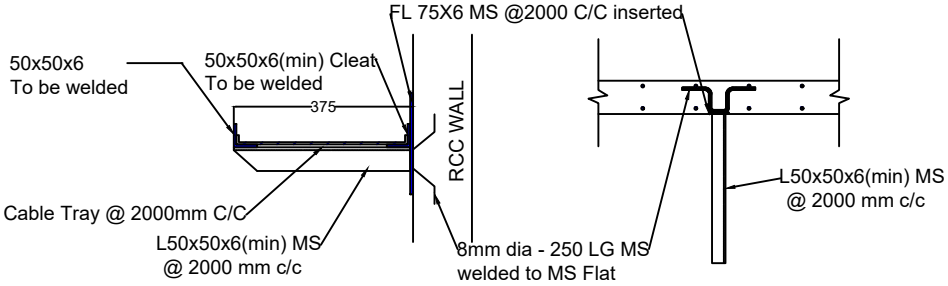

ENLARGED VIEW OF 'X'

TOP VIEW OF INSERT PLATE, TRAY ANGLE & ANCHOR LUG

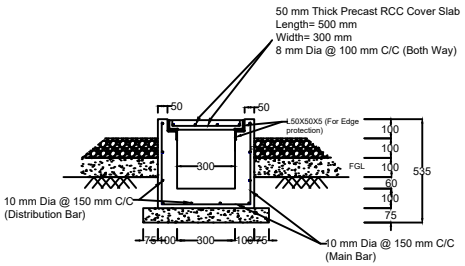

SECTIONAL AND REINFORCEMENT DETAILS OF TYPE 'D'

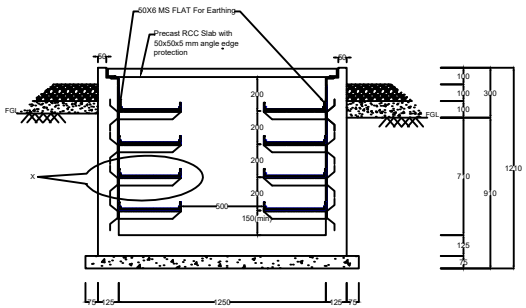

SECTIONAL DETAILS OF TYPE 'A'

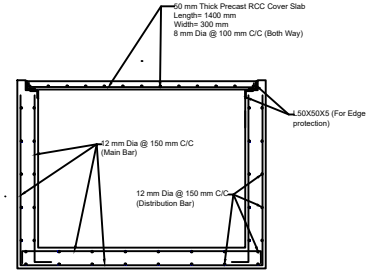

REINFORCEMENT DETAILS OF TYPE 'A'

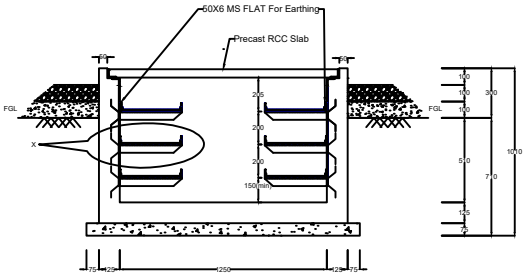

SECTIONAL DETAILS OF TYPE 'B'

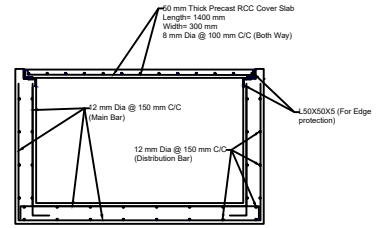

REINFORCEMENT DETAILS OF TYPE 'B'

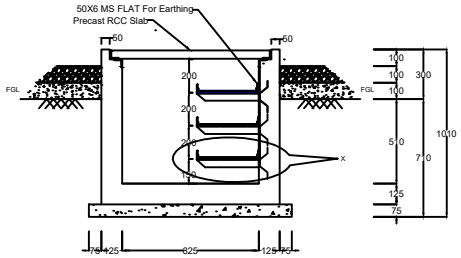

SECTIONAL DETAILS OF TYPE 'C'

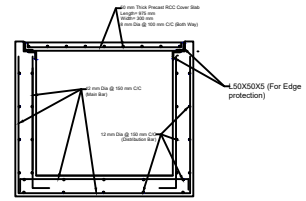

REINFORCEMENT DETAILS OF TYPE 'C'

DRAWING FOR TENDER PURPOSE ONLY

DRAWING TITLE:-	CABLE TRENCH DETAILS (with edge protection)